

# Healthy Placemaking in Kent

**Claire Pamberi**  
**Strategic Planning and Infrastructure Manger**

26<sup>th</sup> September 2023

## State of planning for health: policy in England

| Local planning policies linked to health needs <sup>1</sup>   | Local planning policies linked to health strategies <sup>1</sup>   | Local policies requiring use of health impact assessments <sup>1</sup>  | Local plans with a strategic health policy <sup>2</sup>   | Local plans subject to a health impact assessment <sup>2</sup>  |
|---|--|---|---|---|
| (% of Local Plans Reviewed)   |  |   |   |   |
| <p><b>England - 27%</b></p> <p>North East – <b>25%</b></p> <p>West Mids - <b>20%</b></p> <p>South East - <b>8%</b></p> <p>London – <b>64%</b></p> | <p><b>England - 26%</b></p> <p>North East – <b>8%</b></p> <p>West Mids - <b>20%</b></p> <p>South East - <b>9%</b></p> <p>London – <b>58%</b></p> | <p><b>England - 30%</b></p> <p>North East – <b>25%</b></p> <p>West Mids - <b>17%</b></p> <p>South East- <b>14%</b></p> <p>London – <b>55%</b></p> | <p><b>England – 37.5%</b></p> <p>North East - <b>61.5%</b></p> <p>West Mids – <b>44.4%</b></p> <p>South East- <b>25.7%</b></p> <p>London – <b>54.1%</b></p> | <p><b>England – 19.5%</b></p> <p>North East - <b>61.5%</b></p> <p>West Mids – <b>11.1%</b></p> <p>South East- <b>10.8%</b></p> <p>London – <b>35.1%</b></p> |

Sources: <sup>1</sup>Town and Country Planning Association, (2019), The State of the Union: Reuniting health with planning in promoting healthy communities; <sup>2</sup> Chang et al, (forthcoming 2024), Spatial plans as a critical intervention in improving population health. A discourse arising from a health review of the state of current local planning policy in England


# Why?




RESOURCES



KNOWLEDGE/SKILLS



LEGISLATION




TIME



POLICY SUPPORT



EVIDENCE BASE



POLITICAL WILL

# We need to get it right....



“The quality of the built and natural

environment can directly influence

healthy behaviours and have positive

impacts on reducing health inequalities”.

# Impacts of Health



# Planning for Health

Climate Change

Health and  
Well -Being

Housing

Environment

Education

Place Making

Social  
Interactions

Culture

Health Care

Emergency  
Facilities

Recreation and  
Sports

Active Travel

Air Quality

Public Safety

Access to  
Open/Green  
Space

Sports

Accessibility

Community

Design

Infrastructure

Public Art

Transport

Utilities/Energy

Construction/  
materials