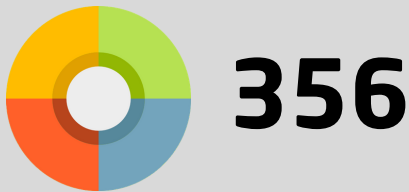


## Population

18+ 92,500

65+ 27,600

### Learning disability



Includes moderate & severe learning disabilities

### Physical disability

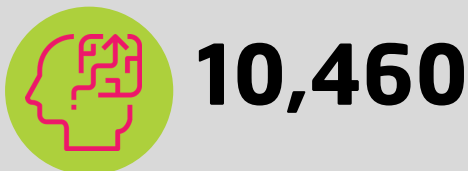


### Hearing loss



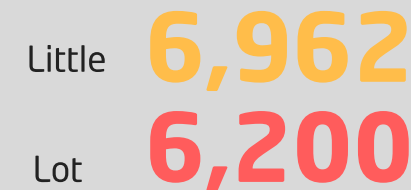
	Some	Severe
16-64	7,229	423
65+	16,561	2,113

### Mental health



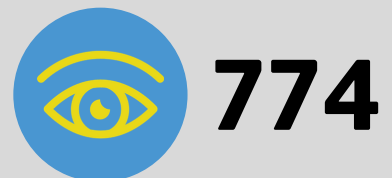
Common mental disorders including different types of depression, anxiety, & obsessive compulsive disorder.

### Long-term limiting illness (65+)




(Extent to which day-to-day activities affected)

### Visual impairment (75+)




Includes those aged 75+ predicted to have "registrable eye conditions"

### Domestic tasks\* (65+)



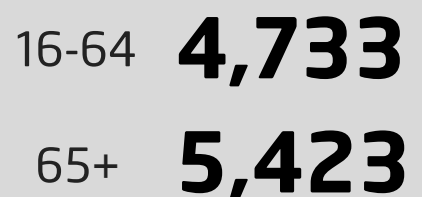
\*Unable to manage at least 1 domestic task on their own, inc. household shopping, wash and dry dishes, clean windows inside, jobs involving climbing, use a vacuum cleaner to clean floors, wash clothing by hand, open screw tops, deal with personal affairs, do practical activities

### Mobility\*\* (65+)



\*\*Unable to manage at least one mobility activity on their own, inc. going out of doors and walking down the road; getting up and down stairs; getting around the house on the level; getting to the toilet; getting in and out of bed

### Disability benefits



Figures predicted for 2018, taken from: PANSI (Projecting Adults Needs & Service Information) - [www.pansi.org.uk](http://www.pansi.org.uk)  
POPPI (Projecting Older People Population Information) - [www.poppi.org.uk](http://www.poppi.org.uk)